


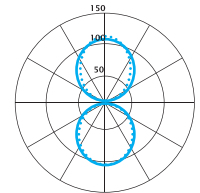
# Aluminium Suspended Fluorescent

## Features:

- Natural anodized aluminium construction
- High light output provided by twin T8 linear fluorescent lamps giving both direct & indirect light distribution
- Ideal for offices, reception areas and retail premises
- Equipped with electronic ballasts. Lamps not included
- Non-dimmable

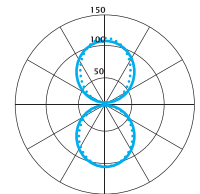


RAS-FLT836/GU10  
POLAR CURVE



LOR (Light Output Ratio) = 67%

RAS-FLT830/GU10  
POLAR CURVE



LOR (Light Output Ratio) = 57%

Part No	Socket	Watts	Cable drop	L(mm)	W(mm)	H(mm)
RAS-CLG091	T8 / GU10	30 / 50	1100	1250	250	50
RAS-CLG092	T8 / GU10	36 / 50	1100	1550	250	50
RAS-CLG093	T5 / AR111	54 / 50	1100	1250	250	50
RAS-CLG094	T5 / AR111	21 / 50	1100	1550	250	50

